

Operation on the New 60 M Band

The new 60 M amateur band became available for use on July 3, 2003. Operation on this band is allowed on 5 discrete frequencies and must adhere to the following: 2.8 kHz bandwidth, USB mode, and transmit a maximum of 50 watts ERP (Effective Radiated Power).

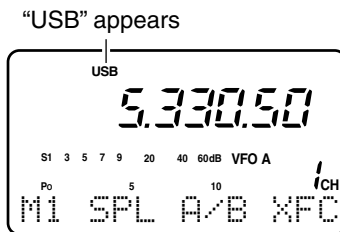
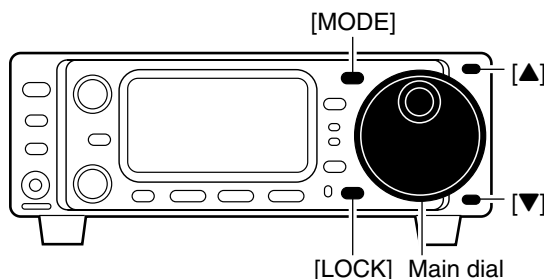
■ Operation

It is the operator's responsibility to set all controls so that the transmission in the new band meets the stringent conditions under which we may use these frequencies.

703 Tuning Frequency	FCC Channel Center Frequency
5.33050 MHz	5.33200 MHz
5.34650 MHz	5.34800 MHz
5.36650 MHz	5.36800 MHz
5.37150 MHz	5.37300 MHz
5.40350 MHz	5.40500 MHz

Downloaded by ☐ **RadioAmateur.EU**

NOTE: We recommend that you store these frequencies into the memory channel for easy recall.




- ① Push [▲(BAND)] / [▼(BAND)] to select 5 MHz band.
- ② Push [MODE] momentarily to select USB mode.
 - When LSB is selected, push for 1 sec. to select USB mode.
- ③ Rotate the main dial to set the frequency exactly as shown in table above.
- ④ Push [LOCK] momentarily to set the dial lock function ON, if desired.

Then operate these frequencies.

--703--

60m Mod (5.00 to 5.40MHz)



ADD DIODE AT THIS POINT AS SHOWN (cathode to board edge)
Part#1790001250

Downloaded by ☐
RadioAmateur.EU